

1986 - 1987
BUDGET
FACTS

from the
NUTLEY
BOARD
of
EDUCATION

Non-Profit Organization

U. S. POSTAGE
PAID

Permit No. 3422

Nutley, N. J

Be Sure to Vote! - Here's Where!

Tuesday, April 15, 1986

**ALL REFERENCES TO WARDS AND DISTRICTS ARE THOSE
COVERED BY THE REGISTRATION BOOKS USED AT THE
LAST GENERAL ELECTION**

Polling District No. 1

Lincoln School
Ward 1 - Districts 1, 2, and 7

Polling District No. 2

Radcliffe School
Ward 1 - District 6

Polling District No. 3

Franklin School
Ward 1 - Districts 3, 4, and 5

Polling District No. 4

Yantacaw School
Ward 2 - Districts 1, 5, and 6

Polling District No. 5

Yantacaw School
Ward 3 - Districts 3, 4, and 5

Polling District No. 6

Washington School
Ward 3 - Districts 1, 2, 6, and 7

Polling District No. 7

Spring Garden School
Ward 2 - Districts 2, 3, and 4

POLLS OPEN FROM 2:30 to 9:00 P.M.

A Letter to the People of Nutley

Dear Nutley Citizen:

The proposed budget for the operation of the Nutley Public Schools for the 1986-87 year is presented below in summary form, together with a comparison with the previous budget.

Please note that the portion of the budget on which you will be asked to vote is Current Expense, which shows an increase of 4.4%. The total budget is up 4.8%.

Inside the brochure are some questions which are often asked during budget time, together with answers. At the bottom of the page is a table showing how the school budget will affect your taxes. This should certainly be of interest to everyone. The pictures show some of your children in some of the activities which your taxes are helping to support.

It is admittedly impossible to adequately deal with all the details of a complex budget in the limited space of this brochure. We therefore urge you to pick up a budget book at your nearest school office or at the Board Offices, 375 Bloomfield Avenue. Any questions you have can be answered by any Board member or by the administrative staff at the Board Office.

Sincerely yours,

Nutley Board of Education

THE BUDGET

Comparison of the Proposed 1986-87 Budget with the 1985-86 Budget

REVENUES		1985-86	1986-87	Increase or (Decrease)	
Local Tax Levy.....		\$12,850,191	\$13,438,240	\$ 588,049	4.6%
State Aid.....		2,401,755	2,574,602	172,847	
Federal Aid.....		216,700	220,000	3,300	
Tuition.....		150,000	54,000	(96,000)	
Miscellaneous.....		30,000	30,000	-0-	
Appropriate from Balances.....		500,100	603,000	102,900	
TOTAL REVENUES		\$16,148,746	\$16,919,842	\$ 771,096	4.8%
APPROPRIATIONS					
Administration	- Salaries.....	\$ 465,695	\$ 470,510	\$ 4,815	
	- Other.....	141,288	145,075	3,787	
Instruction	- Salaries.....	9,049,254	9,500,410	451,156	
	- Other.....	740,246	779,944	39,698	
Health Services.....		29,150	29,930	780	
Transportation	- Salaries.....	130,840	146,950	16,110	
	- Other.....	138,960	162,350	23,390	
Operation	- Salaries.....	897,452	969,248	71,796	
	- Other.....	789,830	753,277	(36,553)	
Maintenance & Equipment.....		606,299	594,402	(11,897)	
Fixed Charges	- Tuition.....	417,800	481,521	63,721	
	- Other.....	1,360,180	1,448,425	88,245	
Food Services.....		15,000	17,500	2,500	
Athletics.....		257,200	271,734	14,534	
Community Services.....		5,000	2,500	(2,500)	
Special Education	- Salaries.....	535,050	505,871	(29,179)	
	- Other.....	22,854	13,584	(9,270)	
CURRENT EXPENSE		\$15,602,098	\$16,293,231	\$ 691,133	4.4%
SPECIAL PROJECTS		403,792	509,017	105,225	26.1%
DEBT SERVICE		142,856	117,594	(25,262)	(17.7%)
TOTAL APPROPRIATIONS		\$16,148,746	\$16,919,842	\$ 771,096	4.8%
Proposed Increase in Appropriations			771,096		
Less Increase in Revenue from Sources other than Local Taxes			183,047		
Total Tax Increase Required for 1986-87 Budget			588,049		4.6%

A more detailed budget is available at the office of the Board of Education or at any of the public schools. If you have any questions, contact the Board Office at 375 Bloomfield Avenue or call 661-3500.

....Questions and Answers

About Your Schools and The Budget


- Q. On what will the community be asked to vote on April 15?
- A. On the amount of local taxes necessary to support the Board of Education's 1986-87 Current Expense budget of \$16,293,231. This amount is calculated to be \$13,335,064.
- Q. Where will the rest of the money come from?
- A. Mostly from the State. Even though our State Aid was recently cut by 14%, it still represents the largest source of revenue other than local taxes. Other sources are appropriations from surplus, revenue from tuition, and interest income.
- Q. How is the schools' tax dollar spent?
- A. 68¢ out of every school tax dollar goes to Salaries. Another 22¢ pays for Utilities, Maintenance, Fixed Charges, Special State-Mandated Projects, Tuition, and Debt Service. The remaining 10¢ buys all the books, audio-visual materials, supplies (teaching and custodial), transportation, equipment, athletic program, professional services, auxiliary services, and miscellaneous expenses.

- Q. What is next year's budget cap?
- A. For 1986-87, the Current Expense budget cap as established by the State is 9.2%. Nutley's Current Expense budget for 1986-87 is 4.4% above last year's.
- Q. How much of my property tax dollar goes for education?
- A. Last year it was 43.6¢. In the last twenty years, this figure has been between 41¢ and 47¢.
- Q. How do school costs in Nutley compare with other school districts in Essex County?
- A. For many years, Nutley's cost per pupil was the lowest in the County. While this situation seemed fiscally attractive, quality education cannot, over the long run, be bought with the least dollars. We are still in the lowest third in Essex County, but four urban districts spend less per pupil.
- Q. How much will the proposed school budget cost me?
- A. Since this depends on the assessed valuation of your home, it varies. You can determine your cost in the table below.


HOW WILL THE SCHOOL BUDGET AFFECT YOUR TAXES?

If Your Home Is Assessed* At	Your Total 1985 Tax Was 5.96	Your 1985 School Tax Was 2.60	Your 1986 School Tax Will Be 2.68	Your School Tax Increase Will Be 8 Points
\$40,000	\$2384	\$1040	\$1072	\$32
50,000	2980	1300	1340	40
60,000	3576	1560	1608	48
70,000	4172	1820	1876	56
80,000	4768	2080	2144	64
90,000	5364	2340	2412	72

*NOTE: Assessed Value is presently approximately 58% of True, or Market Value.



Do you see that?



Testing for learning



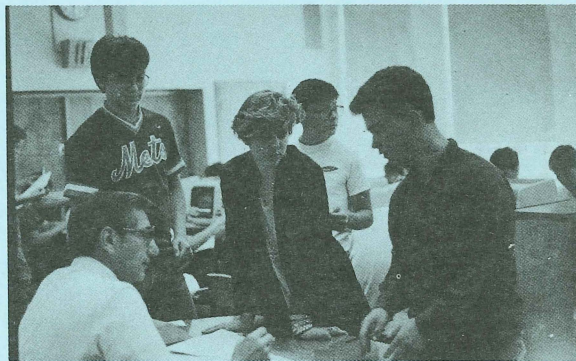
A new sport for girls



Time for lunch




Computers, a part of our lives



Give me a break.



New and ready for action.



Spelling bees are tough.