

1985 - 1986
BUDGET
FACTS

from the
NUTLEY
BOARD
of
EDUCATION

Non-Profit Organization

U. S. POSTAGE

PAID

Permit No. 3422

Nutley, N. J.

Be Sure to Vote! - Here's Where!

Tuesday, April 2, 1985

**ALL REFERENCES TO WARDS AND DISTRICTS ARE THOSE
COVERED BY THE REGISTRATION BOOKS USED AT THE
LAST GENERAL ELECTION**

Polling District No. 1

Lincoln School

Ward 1 - Districts 1, 2, and 7

Polling District No. 2

Radcliffe School

Ward 1 - District 6

Polling District No. 3

Franklin School

Ward 1 - Districts 3, 4, and 5

Polling District No. 4

Yantacaw School

Ward 2 - Districts 1, 5, and 6

Polling District No. 5

Yantacaw School

Ward 3 - Districts 3, 4, and 5

Polling District No. 6

Washington School

Ward 3 - Districts 1, 2, 6, and 7

Polling District No. 7

Spring Garden School

Ward 2 - Districts 2, 3, and 4

POLLS OPEN FROM 2:30 to 9:00 P.M.

A Letter to the People of Nutley

The proposed budget for the operation of our schools for the 1985-86 school year is presented below in summary form.

The inside pages present some questions which, from past experience, we know to be in the minds of many of our taxpayers, together with the answers. The table at the bottom, showing how the school budget will affect your taxes, is certainly of primary interest to all of you. In this regard, 9 points of the 10 point increase is due to the increase in tax requirement; the other full point is due to decreased Township ratables.

Also shown on the inside pages are some pictures showing what your Board of Education is spending your money for. The children shown, and others like them, are Nutley's and America's future.

A much more detailed presentation of the budget, also giving much statistical information in the form of graphs and charts, is available at your nearest school office or at the Board Office, 375 Bloomfield Avenue. Any questions you have can be answered by any Board member or by the administrative staff at the Board Office.

Sincerely yours,

Nutley Board of Education

THE BUDGET

Comparison of the Proposed 1985-86 Budget with the 1984-85 Budget

REVENUES		1984-85	1985-86	Increase or (Decrease)
Local Tax Levy		\$12,691,941	\$12,850,191	\$ 158,250
State Aid		1,958,706	2,401,755	443,049
Federal Aid		134,910	216,700	81,790
Tuition		185,000	150,000	(35,000)
Miscellaneous		30,000	30,000	-0-
Appropriate from Balances		400,052	500,100	100,048
TOTAL REVENUES		\$15,400,609	\$16,148,746	\$ 748,137
APPROPRIATIONS				
Administration	- Salaries	\$ 427,900	\$ 465,695	\$ 37,795
	- Other	135,370	141,288	5,918
Instruction	- Salaries	9,166,990	9,584,304	417,314
	- Other	705,700	761,620	55,920
Health Services		27,215	29,150	1,935
Transportation	- Salaries	127,150	130,840	3,690
	- Other	124,355	138,960	14,605
Operation	- Salaries	847,840	897,452	49,612
	- Other	812,995	789,830	(23,165)
Maintenance & Equipment		568,220	607,779	39,559
Fixed Charges	- Tuition	365,805	417,800	51,995
	- Other	1,291,755	1,360,180	68,425
Food Services		15,000	15,000	-0-
Athletics		236,010	257,200	21,190
Community Services		5,000	5,000	-0-
Special Projects		337,869	403,792	65,923
Debt Service		205,435	142,856	(62,579)
TOTAL APPROPRIATIONS		\$15,400,609	\$16,148,746	\$ 748,137
Proposed Increase in Appropriations			748,137	
Less Increase in Revenue from Sources other than Local Taxes			—589,887	
Total Tax Increase Required for 1985-86 Budget			158,250	
Increase in School Tax Rate for 1985			10 Points	

....Questions and Answers

About Your Schools and The Budget

Q. On what will I be asked to vote on April 2?

A. On the amount of local taxes needed to support the Board of Education's 1985-86 Current Expense budget of \$16,005,890. This is expected to be \$12,729,740.

Q. Where will the rest of the money come from?

A. Mostly from the State. Federal and State Aid will total \$2,596,150, much of which, however, is for mandated programs. \$500,000 is appropriated from surplus, and the other \$180,000 will come from interest, tuition charges, and miscellaneous income.

Q. How is the schools' tax dollar spent?

A. 70¢ out of every school tax dollar goes to Salaries. Another 21¢ pays for Utilities, Maintenance, Fixed Charges, Special State-Mandated Projects, Tuition, and Debt Service. The remaining 9¢ buys all the books, audio-visual materials, supplies (teaching and custodial), transportation, equipment, athletic program, professional services, auxiliary services, and miscellaneous expenses.

Q. Isn't there a limit on how much a school board can increase its budget?

A. Yes, there is. This is calculated by the State for each school district each year. For 1985-86, Nutley's budget cap is 7.03%. Your Board of Education is presenting a budget which has an overall increase of only 4.86%.

Q. How do our teachers salaries compare with the rest of Essex County?

A. While our starting salaries are 1¼% below the County average, at the 10 year level a teacher with a Master's degree is paid 2½% above the average. A teacher with 30 additional credits at the maximum step on the guide is paid 2¼% above the County average.

Q. What is the average teacher salary in Nutley?

A. The average of all teachers' salaries in Nutley this year is \$26,621.

Q. Couldn't we cut costs even more by further reducing staff?

A. Obviously, yes. However, please consider that in all K-12 districts in Essex County, the number of professional staff members per thousand students ranges from 71.9 to 99.3. In Nutley it is 75.7. The only districts which have fewer than Nutley are the urban districts.

Q. How much of my total property tax dollar goes toward education?

A. In 1984 it was 43.8%. In the last twenty years, it has been between 41 and 47%.

Q. How much will the proposed school budget cost me?

A. Since this depends on the assessed valuation of your home, it varies. You can determine your cost in the table below.


HOW WILL THE SCHOOL BUDGET AFFECT YOUR TAXES?

If Your Home Is Assessed* At	Your Total 1984 Tax Was 5.72	Your 1984 School Tax Was 2.50	Your 1985 School Tax Will Be 2.60	Your School Tax Increase Will Be 0.10
\$40,000	\$2288	\$1000	\$1040	\$40
50,000	2860	1250	1300	50
60,000	3432	1500	1560	60
70,000	4004	1750	1820	70
80,000	4576	2000	2080	80
90,000	5148	2250	2340	90


*NOTE: Assessed Value is presently approximately 60% of True, or Market Value.



School Brings Smiles




Studying to Learn



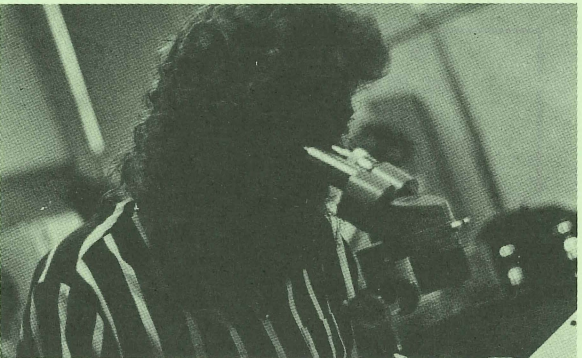
A Future in Word Processing




Athletic Achievement For All




Computer Education in the Grades



Learning Scientific Analysis



Practicing Computer Usage



Mechanics—A Future Vocation