

# New Jersey Department of Education 2019-2020 School Performance Reports

**Nutley Public Schools**

**May 24, 2021 – BOE Meeting Presentation**

**Janine Loconsolo and Kent Bania**




# 2019-2020 School Performance Reports

- The **School Performance Reports** reflect the New Jersey Department of Education's (NJDOE) commitment to providing parents, students, and school communities with a large variety of information about each school and district. These reports can be used as a tool to help evaluate whether all students have equitable access to high quality education.
- Communities are encouraged to use these reports to **learn more, start conversations, and engage.**
- In addition to meeting the federal report requirements under *ESSA*, NJDOE is committed to developing reports that **provide stakeholders with a broader picture of their schools and districts.**
- Along with the **detailed School Performance Reports** for each school, district, and state, **Summary Reports** for each school and district are also available.
  - Data in the Summary Reports are limited for 2019-2020 due to COVID-19.
- The reports and resources are also translated into Spanish.

# School Performance Reports Homepage

You can find the School Performance Reports at [www.njschooldata.org](http://www.njschooldata.org).

School Year 2019-2020 | Resource Documents | Take Feedback Survey | Download Data | Contact Us | Language: Eng




The School Performance Reports reflect the New Jersey Department of Education's commitment to providing parents, students and school communities with a large variety of information about each school and district. These reports can be used as a tool to help evaluate whether all students have equitable access to high quality education. We encourage you to use these reports to learn more, start conversations, and engage.

**What's New:**

- 2019-20 reports released April 2021.
- New "Impacts of COVID-19 on Data Availability" resource

Questions about reports? Contact [reportcard@doe.nj.gov](mailto:reportcard@doe.nj.gov)

Search by County, School Name, District, or Zip Code



Schools A-Z | Districts A-Z | State Report

# Links to the Performance Reports on District Website

NUTLEY PUBLIC SCHOOLS

**DISTRICT** ▾ SCHOOLS ▾ PARENTS ▾ STUDENTS ▾ STAFF ▾

**DEPARTMENTS** ▾

- Athletics
- Career & Technical Education
- Fine & Performing Arts
- Health & Physical Education
- Language Arts
- Mathematics
- School Counseling
- Science
- Social Studies
- Special Services
- Technology & Library Media
- World Languages & ESL

**BOARD OF EDUCATION** ▾

- About the Board of Education
- Board Goals
- Members of the Board of Education
- Roles and Responsibilities
- Upcoming Meetings
- 2020 Meetings
- 2021 Meetings
- Meeting Videos
- Budgets
- Policies

**SUPERINTENDENT** ▾

- Bio
- District Goals
- Draft Restart and Re-Opening Plan
- Strategic Plan
- CURRICULUM AND INSTRUCTION** ▾
  - Curriculum
  - Elementary/Secondary Education Acts
  - Office of Curriculum & Instruction
  - Mentoring
  - 11 Chromebook Handbook
  - NHS Program of Studies
  - JHWMS Program of Studies
  - Elementary Handbook

**BUSINESS OFFICE** ▾

- Business Office Staff
- Buildings and Grounds
- Payroll
- Transportation
- Forms
- Use of School Buildings
- EMPLOYMENT** ▾
  - Affirmative Action
  - Human Resources
  - Employee Benefits
  - Job Postings
  - Internal Postings
  - HARASSMENT, INTIMIDATION, BULLYING**

## Office Of Curriculum & Instruction

The Office of Curriculum and Instruction directs Nutley Public School District's curriculum development and revision in accordance with the New Jersey Student Learning Standards and oversees district-wide professional development and mentoring.

Kent Bania

Director of Curriculum, Instruction, and Assessment (Gr. 6-12)

kbania@nutleyschools.org

Janine Hess Loconsolo

Director of Curriculum, Instruction, and Assessment (Gr. PK-5)

jloconsolo@nutleyschools.org

## Curriculum and Instruction Resources

- 19-20 District Assessment Schedule
- NJ Student Learning Standards
- AchieveNJ
- NJ Student Learning Assessment (NJSLA)
  - NJDOE Digital Item Library
  - NJSLA Interpretation Guide
- NJ Graduation Requirements

## NJ School Performance Reports

- 18-19 NJDOE School Performance Reports- Nutley
- 18-19 NJDOE School Performance Report Presentation- May 19, 2020
- 18-19 Reference Guide
- 18-19 Summary Report Guide
- 18-19 FAQs
- 19-20 NJDOE School Performance Reports - Nutley

## Board Presentations

- 2018-2019 Student Assessment Data Presentation (September 23, 2019)
- 2017-2018 NJDOE Performance Report Presentation (April 29, 2019)
- 2017-2018 Student Assessment Data Presentation (October 1, 2018)

# COVID-19 Impact on 2019-2020 Reports

- The ongoing COVID-19 pandemic has had a significant impact on the way the NJDOE was able to measure school performance and student achievement in the 2019-2020 School Performance Reports.
- Some data is not available at all and other data, while available, may not look the same as it did in prior years.
- The NJDOE recognizes that our existing data can't begin to measure the hard work and perseverance of the students, families, educators, and community members during this difficult year.
- This past year has been unlike any other, and the NJDOE believes that it is critical to use the available data in the reports, along with other information collected directly within districts and communities, to start conversations, identify gaps in information, and begin to find ways to address the impacts of COVID-19 and ensure all students receive the support that they need.

# 2019-2020 Data Availability Notes

- The 2019-2020 School Performance Reports will not include the following data elements:
  - **Statewide assessment data:** Participation and performance on the New Jersey Student Learning Assessment (NJSLA) for ELA, mathematics, or science, Dynamic Learning Maps (DLM) assessment, and ACCESS for ELLs 2.0 assessment
  - **Growth Data:** Median Student Growth Percentiles and Progress toward English Language Proficiency
  - **Attendance:** Chronic Absenteeism rates and other attendance information
  - **Accountability Measures:** Summative ratings, indicator scores, and status in meeting annual targets or standards
- Notes are included throughout the reports to explain where data is missing or known to be impacted by COVID-19 and a new [Impact of COVID-19 on Data Availability](#) resource is available to summarize this information.

# What Kinds of Information Do the School Performance Reports Typically Include?

The New Jersey School Performance Reports typically contain hundreds of data points about schools and districts across New Jersey including:

- ✓ School and district overviews
- ✓ Demographic information
- ✓ Student growth\*
- ✓ Academic achievement\*
- ✓ College and career readiness
- ✓ Graduation and postsecondary information
- ✓ School climate and environment\*
- ✓ Staff information
- ✓ School Accountability\*
- ✓ School and district narrative information

\*Some data may not be available for the 2019-2020 school year due to COVID-19.

# Enhancements to the 2019-2020 Reports

The 2019-2020 reports include changes that respond to stakeholder feedback collected over the last several years and the COVID-19 pandemic. These changes include:

- **New report design** with improved visuals and new navigational tools
- **Additional data** about graduation cohorts to provide more information about students who do not graduate
- **New resources** to help explain the impact of COVID-19 on the availability of data in the reports
- **A new narrative field, “Learning During COVID-19,”** to give districts an opportunity to share information on how they responded to the COVID-19 pandemic



# Student Enrollment and Demographics

## TOTAL ENROLLMENT:

2017-18: 4051

2018-19: 4063

2019-20: 4039

Student Group	2017-2018	2018-2019	2019-2020
Economically Disadvantaged	14.3%	12.2%	12.5%
Students with Disabilities	20.3%	21.1%	21.7%
English Learners	2.9%	2.5%	2.7%
Homeless Students	0.0%	0.0%	0.1%
Students in Foster Care	0.2%	0.1%	0.1%
Military-Connected Students	3.6%	3.3%	3.2%
Migrant Students	0.0%	0.0%	0.0%

# Student Growth

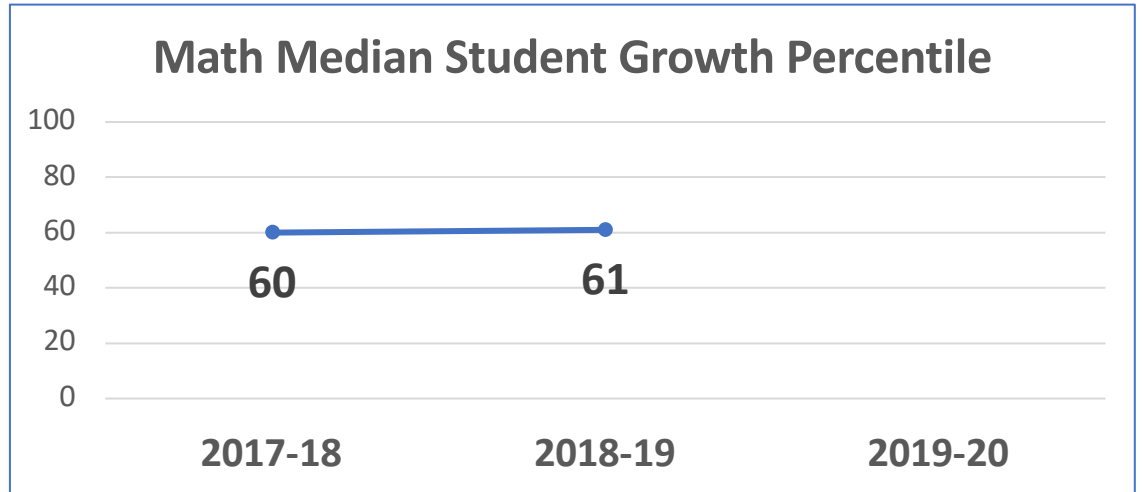
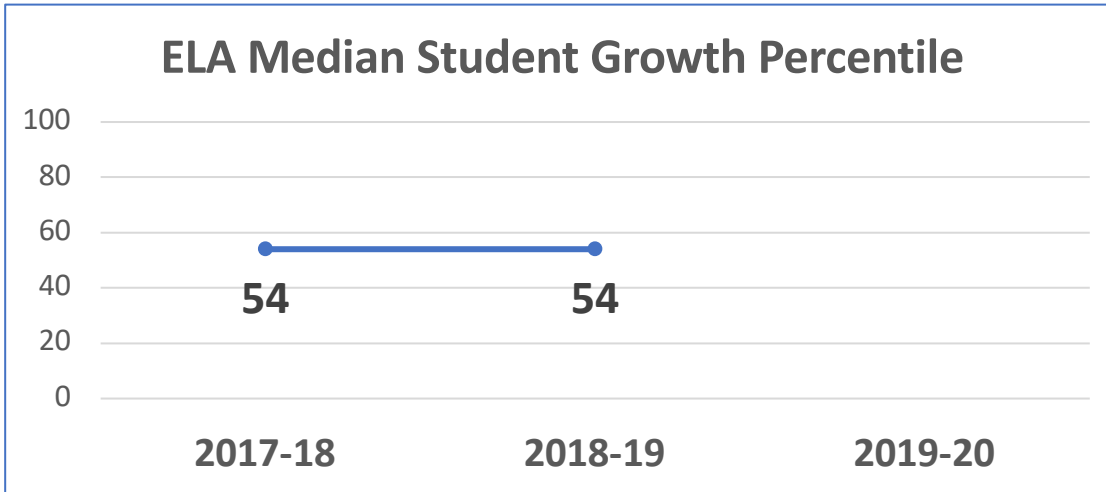
Each student gets a **student growth percentile (SGP)** from 1 to 99 for English (4<sup>th</sup> to 8<sup>th</sup> grade) and Mathematics (4<sup>th</sup> to 7<sup>th</sup> grade) that explains their progress compared to students who had similar test scores in the past (“academic peers”). An SGP between 35 and 65 is considered “typical”.

If the student growth percentiles for all students in a group (for example a school, a district, a student group, or a grade level), are ordered from smallest to largest, the **median student growth percentile (mSGP)** for that group is the percentile in the middle of the list. NJDOE’s standard for school and district accountability purposes is an mSGP of at least 40.

Due to the cancellation of statewide assessments in spring 2020, **SGPs were not calculated for 2019-2020** and the 2019-2020 School Performance Reports will not include mSGPs.

# Median Student Growth Percentiles

Due to the cancellation of statewide assessment results in spring 2020, median student growth percentiles (mSGPs) were not calculated for 2019-2020.



Performance	ELA 2017-18	ELA 2018-19	ELA 2019-20	Math 2017-18	Math 2018-19	Math 2019-20
<b>Median Student Growth Percentile</b>	54	54		60	61	
<b>Statewide Median Student Growth Percentile</b>	50	50		50	50	

# Statewide Assessment Results


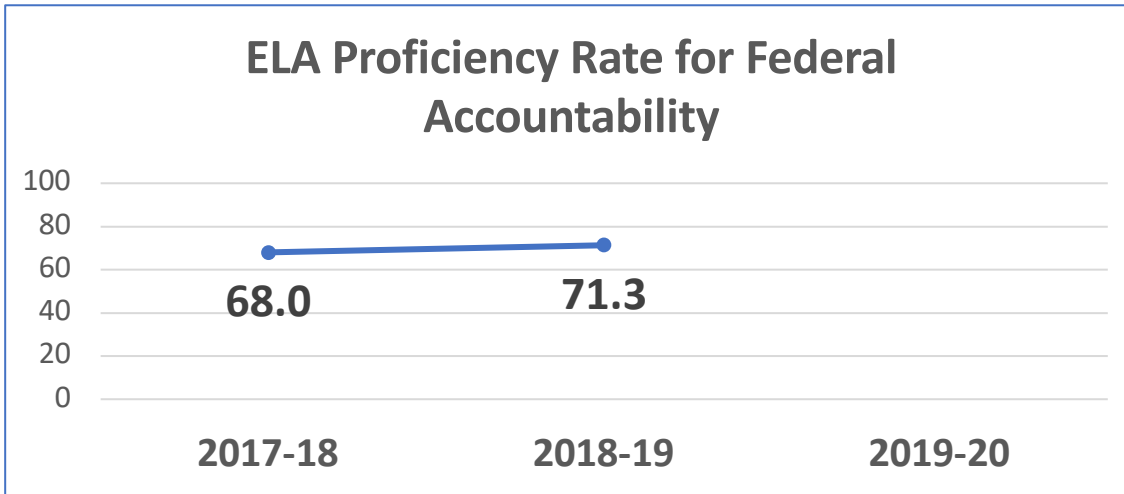
The School Performance Reports contain information about student participation and performance on statewide assessments, including the:

- New Jersey Student Learning Assessment (NJSLA): Assessment that measures student proficiency with the New Jersey Student Learning Standards for English Language Arts, mathematics, and science.
- Dynamic Learning Maps (DLM): Alternate assessment for students with the most significant intellectual disabilities in English Language Arts, Mathematics, and Science.
- ACCESS for ELLs: Assessment that measures the English language proficiency of English learners.

Statewide assessments were cancelled in spring 2020. As a result, **assessment data is not available** in the 2019-2020 School Performance Reports.

# Statewide Assessment Proficiency

Due to the cancellation of statewide assessment results in spring 2020, participation and proficiency rates are not available for 2019-2020.



Performance	ELA 2017-18	ELA 2018-19	ELA 2019-20	Math 2017-18	Math 2018-19	ELA 2019-20
<b>Participation</b>	98.6%	98.7%		98.6%	98.8%	
<b>Proficiency Rate</b>	68.0%	71.3%		54.7%	55.9%	
<b>Statewide Proficiency</b>	56.7	57.9		45.0	44.5	

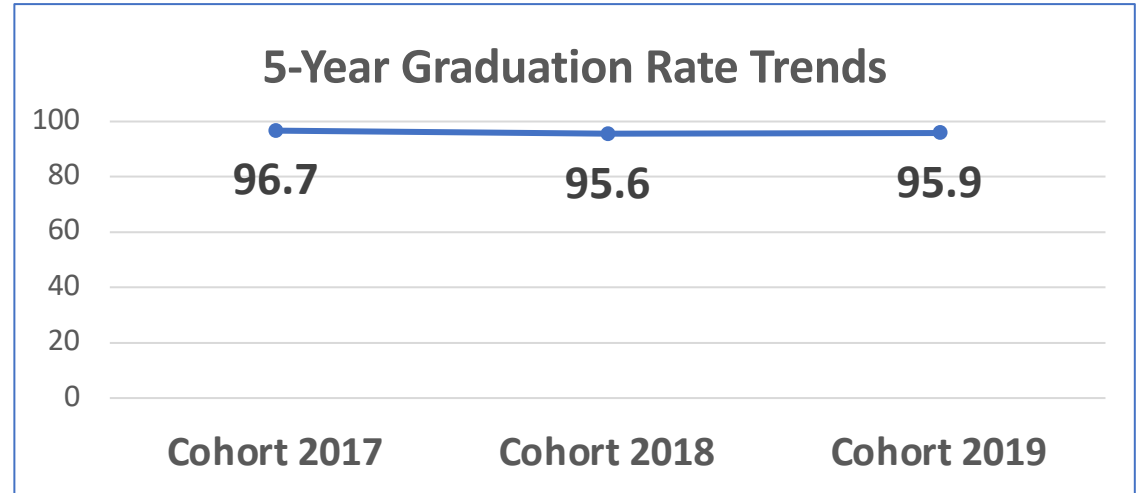
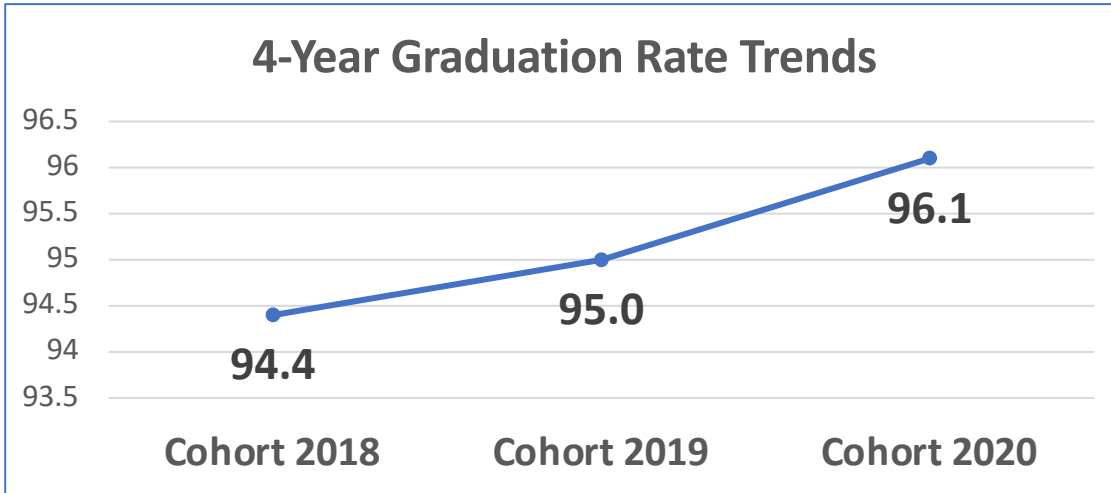
# Graduation Rates and Pathways

Graduation rates are calculated using the adjusted cohort graduation rate calculation, which all states are required to use.

A student is counted as a graduate in a given school year if they earn a state-endorsed (“regular”) diploma by August 31. A state-endorsed diploma is awarded to students who meet both [course requirements](#) and [graduation assessment requirements](#).

Governor Phil Murphy signed [Executive Order 117](#) on April 7, 2020, which waived the graduation assessment requirement for any 12<sup>th</sup> grade student who was expected to graduate in the class of 2020 but, as of March 18, 2020, had not yet met the graduation assessment requirement.

# Graduation Rates



Performance	Cohort 2018 4-Year Rate	Cohort 2019 4-Year Rate	Cohort 2020 4-Year Rate	Cohort 2017 5-Year Rate	Cohort 2018 5-Year Rate	Cohort 2018 5-Year Rate
<b>Graduation Rate</b>	94.4%	95.0%	96.1%	96.7%	95.6%	95.9%
<b>State</b>	90.9	90.6	91.0	92.4	92.5	92.2

# Chronic Absenteeism and Attendance

The School Performance Reports include information on chronic absenteeism and attendance for students.

Chronic absenteeism **is defined as being absent for 10% or more of the days enrolled** during the school year. A student who is not present for any reason, whether excused, unexcused, or for disciplinary action, is considered absent unless permitted by state statute or regulations.

In March 2020, the United States Department of Education (USED) approved the [New Jersey Department of Education's \(NJDOE\) request](#) to waive statewide assessment, accountability, and reporting requirements in the Elementary and Secondary Education Act (ESEA) for the 2019-2020 school year due to school closures related to COVID-19.

This included the requirement to calculate chronic absenteeism for the 2019-2020 school year, so the 2019-2020 School Performance Reports **do not include chronic absenteeism** or attendance data.



# Summer Programming (Academic/Enrichment)

## Targeted Instruction through Summer Strategies (K-8)

- Curricular Based
- Elementary – Math/ELA
- Middle – Math/ELA/Science/Social Studies
- Certified In-District Teachers

## Extended School Year (PK-6)

## ESL Newcomer Academy

## Athletic Camps

## Summer Music

## Lets Learn Enrichment w/ Academic Booster Club

# Questions?