

REPORT OF THE TREASURER  
TO THE BOARD OF EDUCATION

Appendix B  
Page 1 of 1


District of NUTLEY

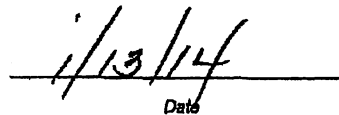
All Funds

For the Month Ending: 7/31/13

CASH REPORT					
FUNDS		Beginning Balance	Receipts	Disbursements	Ending Balance
<b>GOVERNMENTAL FUNDS</b>					
1	General Fund - Fund 10	5,726,567.84	2,907,432.24	2,141,655.78	6,492,344.10
2	Special Revenue Fund - Fund 20 (See page 2)	44,713.69	108,749.69	115,034.90	38,428.48
3	Capital Projects Fund - Fund 30	2,270,624.00	127.80	1,397.95	2,269,353.85
4	Debt Service Fund - Fund 40	62,715.49	2,463,723.00	1,648,443.75	877,984.74
5	Total Government Funds (Lines 1 thru 4)	8,104,620.82	5,480,032.73	3,908,532.38	9,678,121.17
<b>ENTERPRISE FUNDS (Fund 5X)</b>					
6	Food Service - Fund 50	-	118,134.10	62,978.48	53,155.62
7	Athletics - Fund 51	1,737.39	15,525.00	7,875.00	9,387.39
8	Extended Day Program - Fund 55	237,280.01	86,632.12	25,168.53	298,743.60
9	Total Enterprise Funds (Lines 6 and 7)	239,017.40	218,291.22	98,022.01	361,286.61
<b>TRUST AND AGENCY FUNDS (Fund 6X)</b>					
10	Payroll	83,481.87	661,308.66	661,301.12	83,481.41
11	Payroll Agency				
13	Unemployment/Family Leave	478,180.31	5.98	-	478,186.29
14	Total Trust & Agency Funds (Lines 9 thru 11)	561,642.18	661,308.64	661,301.12	561,647.70
15	Total All Funds (Lines 5, 8, and 12)	8,905,280.40	6,359,630.59	4,663,855.51	10,801,055.48

Prepared and Submitted By:


  
Treasurer of School Monies  
Joanne Wilson

  
Date

TO THE BOARD OF EDUCATION  
District of NUTLEY  
All Funds  
For the Month Ending: 8/31/13

CASH REPORT					
FUNDS		Beginning Balance	Receipts	Disbursements	Ending Balance
<b>GOVERNMENTAL FUNDS</b>					
1	General Fund - Fund 10	6,492,344.10	3,821,477.99	1,802,209.19	8,511,612.90
2	Special Revenue Fund - Fund 20 (See page 2)	38,428.48	35,850.17	73,727.66	550.99
3	Capital Projects Fund - Fund 30	2,269,353.85	132.07	17,657.66	2,251,828.26
4	Debt Service Fund - Fund 40	877,994.74	836,142.00	404,275.00	1,309,861.74
5	<b>Total Government Funds (Lines 1 thru 4)</b>	<b>9,678,121.17</b>	<b>4,693,602.23</b>	<b>2,297,889.51</b>	<b>12,073,853.89</b>
<b>ENTERPRISE FUNDS (Fund 5X)</b>					
6	Food Service - Fund 50	53,155.62	10,070.25	-	63,225.87
7	<b>ATHLETICS - FUND 51</b>	<b>9,387.39</b>	<b>750.00</b>	<b>4,435.00</b>	<b>5,702.39</b>
8	Extended Day Program - Fund 55	298,743.60	-	35,119.35	263,624.25
9	<b>Total Enterprise funds (Lines 6 thru 8)</b>	<b>361,286.61</b>	<b>10,820.25</b>	<b>39,554.35</b>	<b>332,552.51</b>
<b>TRUST AND AGENCY FUNDS (Fund 6X)</b>					
10	Payroll	83,461.41	665,040.51	665,040.51	83,461.41
11	Payroll Agency				
12	Unemployment/Family Leave	478,186.28	13,183.50	8,120.43	483,249.36
14	<b>Total Trust &amp; Agency Funds (Lines 10 thru 12)</b>	<b>561,647.70</b>	<b>678,224.01</b>	<b>673,160.94</b>	<b>566,710.77</b>
15	<b>Total All Funds (Lines 5, 9, and 13)</b>	<b>10,601,055.48</b>	<b>5,382,646.49</b>	<b>3,010,584.80</b>	<b>12,973,117.17</b>

Prepared and Submitted By:


  
Treasurer of School Monies  
Joanne Wilson

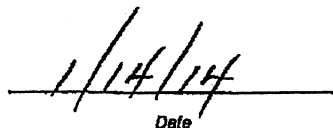
  
Date

**REPORT OF THE TREASURER**  
**TO THE BOARD OF EDUCATION**  
 District of NUTLEY  
 All Funds  
 For the Month Ending: 9/30/13

CASH REPORT					
	<u>FUNDS</u>	<u>Beginning Balance</u>	<u>Receipts</u>	<u>Disbursements</u>	<u>Ending Balance</u>
	<b>GOVERNMENTAL FUNDS</b>				
1	General Fund - Fund 10	8,511,612.90	5,380,628.19	6,732,795.99	7,159,445.10
2	Special Revenue Fund - Fund 20 (See page 2)	550.99	77,710.50	112,606.91	(34,345.42)
3	Capital Projects Fund - Fund 30	2,251,828.26	132.08	-	2,251,960.34
4	Debt Service Fund - Fund 40	1,309,861.74	-	-	1,309,861.74
5	<b>Total Government Funds (Lines 1 thru 4)</b>	<b>12,073,853.89</b>	<b>5,458,470.77</b>	<b>6,845,402.90</b>	<b>10,686,921.76</b>
	<b>ENTERPRISE FUNDS (Fund 5X)</b>				
6	Food Service - Fund 50	63,225.87	34,791.84	225.00	97,792.71
7	Athletics - Fund 51	5,702.39	3,832,088.04	-	6,702.39
8	Extended Day Program - Fund 55	263,624.25	25,042.92	38,286.61	250,380.56
9	<b>Total Enterprise Funds (Lines 6 thru 8)</b>	<b>332,552.51</b>	<b>3,891,922.80</b>	<b>38,511.61</b>	<b>353,875.86</b>
	<b>TRUST AND AGENCY FUNDS (Fund 6X)</b>				
10	Payroll	83,461.41	3,832,088.04	3,831,250.11	84,299.34
11	Payroll Agency				
12	Unemployment/Family Leave	483,249.36	8.47	-	483,255.83
14	<b>Total Trust &amp; Agency Funds (Lines 9 thru 11)</b>	<b>566,710.77</b>	<b>3,832,094.51</b>	<b>3,831,250.11</b>	<b>567,555.17</b>
15	<b>Total All Funds (Lines 5, 9 and 13)</b>	<b>12,973,117.17</b>	<b>13,182,488.08</b>	<b>10,715,164.62</b>	<b>11,608,352.59</b>

Prepared and Submitted By:

  
 Treasurer of School Monies  
 Joanne Wilson

  
 Date

REPORT OF THE TREASURER  
TO THE BOARD OF EDUCATION

Appendix B  
Page 1 of 1


District of NUTLEY

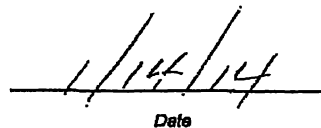
All Funds

For the Month Ending: 10/31/13

CASH REPORT					
FUNDS		Beginning Balance	Receipts	Disbursements	Ending Balance
<b>GOVERNMENTAL FUNDS</b>					
1	General Fund - Fund 10	7,159,445.10	5,842,842.84	6,131,452.87	6,870,835.07
2	Special Revenue Fund - Fund 20 (See page 2)	(34,345.42)	76,497.41	93,841.58	(51,689.59)
3	Capital Projects Fund - Fund 30	2,251,960.34	127.84	21,860.40	2,230,227.78
4	Debt Service Fund - Fund 40	1,309,861.74	-	-	1,309,861.74
5	Total Government Funds (Lines 1 thru 4)	10,686,921.76	5,719,468.09	6,247,154.85	10,159,235.00
<b>ENTERPRISE FUNDS (Fund 5X)</b>					
6	Food Service - Fund 50	97,792.71	58,331.16	149.75	155,974.12
7	Athletics - Fund 51	5,702.39	-	-	5,222.39
8	Extended Day Program - Fund 55	250,380.56	71,427.92	77,929.04	243,879.44
9	Total Enterprise Funds (L Lines 6 thru 8)	353,875.66	129,759.08	78,078.79	405,075.95
<b>TRUST AND AGENCY FUNDS (Fund 6X)</b>					
10	Payroll	84,299.34	3,889,300.00	3,889,300.01	84,299.33
11	Payroll Agency				
12	Unemployment/Family Leave	483,255.83	6,970.74	-	490,226.57
14	Total Trust and Agency Funds	567,555.17	3,896,270.74	3,889,300.01	574,525.90
15	Total All Funds	11,608,352.59	9,745,497.91	10,214,533.65	11,138,836.85

Prepared and Submitted By:

  
Treasurer of School Monies  
Joanne Wilson

  
Date

REPORT OF THE TREASURER  
TO THE BOARD OF EDUCATION

Appendix B  
Page 1 of 1


District of NUTLEY

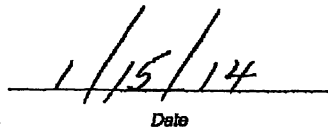
All Funds

For the Month Ending: 11/30/13

CASH REPORT					
FUNDS		Beginning Balance	Receipts	Disbursements	Ending Balance
<b>GOVERNMENTAL FUNDS</b>					
1	General Fund - Fund 10	6,670,835.07	5,523,393.23	5,369,113.23	6,825,115.07
2	Special Revenue Fund - Fund 20 (See page 2)	(51,689.59)	266,899.00	108,719.74	106,489.67
3	Capital Projects Fund - Fund 30	2,230,227.78	132.10	-	2,230,359.88
4	Debt Service Fund - Fund 40	1,309,861.74	-	-	1,309,861.74
5	<b>Total Government Funds (Lines 1 thru 4)</b>	<b>10,159,235.00</b>	<b>5,790,424.33</b>	<b>5,477,832.97</b>	<b>10,471,828.36</b>
<b>ENTERPRISE FUNDS (Fund 5X)</b>					
6	Food Service - Fund 50	155,974.12	100,567.74	106,519.52	150,022.34
7	Athletics - Fund 51	5,222.39	-	-	5,222.39
8	Extended Day Program - Fund 55	243,879.44	85,893.77	68,765.92	261,007.29
9	<b>Total Enterprise Funds</b>	<b>405,075.95</b>	<b>186,461.51</b>	<b>175,285.44</b>	<b>416,252.02</b>
<b>TRUST AND AGENCY FUNDS (Fund 6X)</b>					
10	Payroll	84,299.33	3,987,050.18	3,987,181.89	84,167.62
11	Payroll Agency				
12	Unemployment/Family Leave	490,226.57	3,607.63	17,681.52	476,152.68
14	<b>Total Trust &amp; Agency Funds</b>	<b>574,525.90</b>	<b>3,990,657.81</b>	<b>4,004,863.41</b>	<b>560,320.30</b>
15	<b>Total All Funds</b>	<b>11,138,836.85</b>	<b>9,867,543.65</b>	<b>9,657,981.82</b>	<b>11,448,398.68</b>

Prepared and Submitted By:

  
Treasurer of School Monies  
Joanne Wilson

  
Date

REPORT OF THE TREASURER  
TO THE BOARD OF EDUCATION


District of NUTLEY

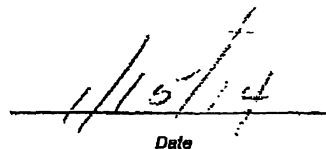
All Funds

For the Month Ending: 12/31/13

CASH REPORT					
FUNDS		Beginning Balance	Receipts	Disbursements	Ending Balance
<b>GOVERNMENTAL FUNDS</b>					
1	General Fund - Fund 10	6,825,115.07	5,634,139.85	4,433,129.94	8,026,124.98
2	Special Revenue Fund - Fund 20 (See page 2)	108,489.67	78,489.50	202,884.27	(17,725.10)
3	Capital Projects Fund - Fund 30	2,230,369.88	127.85	-	2,230,487.73
4	Debt Service Fund - Fund 40	1,309,861.74	-	-	1,309,861.74
5	Total Government Funds	10,471,828.36	5,712,737.20	4,635,814.21	11,548,749.35
<b>ENTERPRISE FUNDS (Fund 5X)</b>					
6	Food Service - Fund 50	150,022.34	97,489.21	172,528.20	74,985.35
7	Athletics - Fund 51	5,222.39	-	-	5,222.39
8	Extended Day Program - Fund 55	261,007.29	75,376.57	49,782.49	286,601.37
9	Total Enterprise Funds	416,252.02	172,865.78	222,308.69	366,809.11
<b>TRUST AND AGENCY FUNDS (Fund 6X)</b>					
10	Payroll	84,167.82	3,900,413.65	3,895,896.04	88,685.23
11	Payroll Agency				
12	Unemployment Trust	476,152.68	2,860.66	-	479,003.24
13	Family Leave Insurance Trust Fund	-	-	-	-
14	Total Trust & Agency Funds	560,320.30	3,903,284.21	3,895,896.04	567,888.47
15	Total All Funds	11,448,398.68	9,788,867.19	8,754,018.94	12,483,246.93

Prepared and Submitted By:

  
Treasurer of School Monies  
Joanne Wilson


  
Date

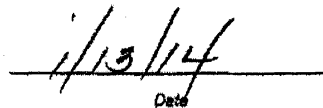
REPORT OF THE TREASURER  
TO THE BOARD OF EDUCATION  
District of NUTLEY  
All Funds  
For the Month Ending: 7/31/13

Appendix B  
Page 1 of 1

CASH REPORT					
FUNDS		Beginning Balance	Receipts	Disbursements	Ending Balance
<b>GOVERNMENTAL FUNDS</b>					
1	General Fund - Fund 10	5,726,567.64	2,907,432.24	2,141,655.78	6,492,344.10
2	Special Revenue Fund - Fund 20 (See page 2)	44,713.69	108,748.69	115,034.90	38,428.48
3	Capital Projects Fund - Fund 30	2,270,624.00	127.80	1,397.95	2,269,353.85
4	Debt Service Fund - Fund 40	82,716.49	2,463,723.00	1,648,443.75	877,994.74
5	<b>Total Government Funds (Lines 1 thru 4)</b>	<b>8,104,620.82</b>	<b>5,480,032.73</b>	<b>3,908,532.38</b>	<b>9,678,121.17</b>
<b>ENTERPRISE FUNDS (Fund 6X)</b>					
6	Food Service - Fund 50	-	116,134.10	62,978.48	53,155.62
7	Athletics - Fund 51	1,737.39	15,525.00	7,875.00	9,387.39
8	Extended Day Program - Fund 55	237,280.01	86,632.12	25,168.53	298,743.60
9	<b>Total Enterprise Funds (Lines 6 and 7)</b>	<b>239,017.40</b>	<b>218,291.22</b>	<b>96,022.01</b>	<b>361,266.61</b>
<b>TRUST AND AGENCY FUNDS (Fund 6X)</b>					
10	Payroll	83,481.87	661,300.68	661,301.12	83,481.41
11	Payroll Agency				
13	Unemployment/Family Leave	478,180.31	5.98	-	478,186.29
14	<b>Total Trust &amp; Agency Funds (Lines 9 thru 11)</b>	<b>561,642.18</b>	<b>661,306.64</b>	<b>661,301.12</b>	<b>561,647.70</b>
15	<b>Total All Funds (Lines 5, 8, and 12)</b>	<b>8,905,280.40</b>	<b>6,359,830.59</b>	<b>4,663,855.51</b>	<b>10,601,055.48</b>

Prepared and Submitted By:


  
 Treasurer of School Monies  
 Joanne Wilson

  
 Date

TO THE BOARD OF EDUCATION  
District of NUTLEY  
All Funds  
For the Month Ending: 8/31/13

CASH REPORT					
FUNDS		Beginning Balance	Receipts	Disbursements	Ending Balance
<b>GOVERNMENTAL FUNDS</b>					
1	General Fund - Fund 10	6,492,344.10	3,821,477.99	1,802,209.19	8,511,612.90
2	Special Revenue Fund - Fund 20 (See page 2)	38,428.48	35,850.17	73,727.66	550.99
3	Capital Projects Fund - Fund 30	2,269,353.85	132.07	17,557.66	2,251,828.26
4	Debt Service Fund - Fund 40	877,994.74	836,142.00	404,275.00	1,309,861.74
5	Total Government Funds (Lines 1 thru 4)	9,678,121.17	4,693,602.23	2,297,609.51	12,073,853.89
<b>ENTERPRISE FUNDS (Fund 5X)</b>					
6	Food Service - Fund 50	63,155.62	10,070.25	-	63,225.87
7	ATHLETICS - FUND 51	9,387.39	750.00	4,435.00	5,702.39
8	Extended Day Program - Fund 55	298,743.60	-	35,119.35	263,624.25
9	Total Enterprise funds (Lines 6 thru 8)	361,286.61	10,820.25	39,554.35	332,552.61
<b>TRUST AND AGENCY FUNDS (Fund 6X)</b>					
10	Payroll	83,461.41	665,040.51	665,040.51	83,461.41
11	Payroll Agency				
12	Unemployment/Family Leave	478,166.28	13,183.50	8,120.43	483,249.36
14	Total Trust & Agency Funds (Lines 10 thru 12)	561,647.70	678,224.01	673,160.94	566,710.77
15	Total All Funds (Lines 5, 9, and 13)	10,601,055.48	5,382,648.49	3,010,584.80	12,973,117.17

Prepared and Submitted By:

  
Treasurer of School Monies  
Joanne Wilson


  
Date



**REPORT OF THE TREASURER  
TO THE BOARD OF EDUCATION  
District of NUTLEY  
All Funds  
For the Month Ending: 9/30/13**

<b>CASH REPORT</b>					
<b>FUNDS</b>		<b>Beginning Balance</b>	<b>Receipts</b>	<b>Disbursements</b>	<b>Ending Balance</b>
<b>GOVERNMENTAL FUNDS</b>					
1	General Fund - Fund 10	8,511,812.90	5,380,828.19	6,732,795.99	7,159,445.10
2	Special Revenue Fund - Fund 20 (See page 2)	550.99	77,710.50	112,608.91	(34,345.42)
3	Capital Projects Fund - Fund 30	2,261,828.26	132.08	-	2,261,960.34
4	Debt Service Fund - Fund 40	1,309,881.74	-	-	1,309,881.74
5	<b>Total Government Funds (Lines 1 thru 4)</b>	<b>12,073,863.89</b>	<b>5,458,470.77</b>	<b>6,845,402.90</b>	<b>10,686,921.76</b>
<b>ENTERPRISE FUNDS (Fund 5X)</b>					
6	Food Service - Fund 50	63,225.87	34,791.84	225.00	97,792.71
7	Athletics - Fund 51	5,702.39	3,832,088.04	-	6,702.39
8	Extended Day Program - Fund 55	263,624.25	25,042.92	38,286.61	250,380.56
9	<b>Total Enterprise Funds (Lines 6 thru 8)</b>	<b>332,552.51</b>	<b>3,891,922.80</b>	<b>38,511.61</b>	<b>353,875.68</b>
<b>TRUST AND AGENCY FUNDS (Fund 9X)</b>					
10	Payroll	83,461.41	3,832,088.04	3,831,250.11	84,299.34
11	Payroll Agency				
12	Unemployment/Family Leave	483,249.36	8.47	-	483,255.83
14	<b>Total Trust &amp; Agency Funds (Lines 9 thru 11)</b>	<b>566,710.77</b>	<b>3,832,094.51</b>	<b>3,831,250.11</b>	<b>567,555.17</b>
15	<b>Total All Funds (Lines 5, 9 and 13)</b>	<b>12,973,117.17</b>	<b>13,182,488.08</b>	<b>10,715,164.62</b>	<b>11,608,352.59</b>

Prepared and Submitted By:

  
 \_\_\_\_\_  
 Treasurer of School Monies  
 Joanne Wilson


11/14/14  
 \_\_\_\_\_  
 Date


REPORT OF THE TREASURER  
TO THE BOARD OF EDUCATION  
District of NUTLEY  
All Funds  
For the Month Ending: 10/31/13

Appendix B  
Page 1 of 1

CASH REPORT					
FUNDS		Beginning Balance	Receipts	Disbursements	Ending Balance
<b>GOVERNMENTAL FUNDS</b>					
1	General Fund - Fund 10	7,159,445.10	5,642,842.84	6,131,452.87	6,670,835.07
2	Special Revenue Fund - Fund 20 (See page 2)	(34,345.42)	76,497.41	93,841.58	(51,689.59)
3	Capital Projects Fund - Fund 30	2,251,980.34	127.84	21,860.40	2,230,227.78
4	Debt Service Fund - Fund 40	1,309,861.74	-	-	1,309,861.74
5	<b>Total Government Funds (Lines 1 thru 4)</b>	<b>10,686,921.76</b>	<b>5,719,468.09</b>	<b>6,247,154.85</b>	<b>10,159,235.00</b>
<b>ENTERPRISE FUNDS (Fund 6X)</b>					
6	Food Service - Fund 50	97,792.71	58,331.16	149.75	155,974.12
7	Athletics - Fund 51	5,702.39	-	-	5,222.39
8	Extended Day Program - Fund 55	250,360.56	71,427.92	77,929.04	243,879.44
9	<b>Total Enterprise Funds (L Lines 6 thru 8)</b>	<b>353,875.66</b>	<b>129,759.08</b>	<b>78,078.79</b>	<b>405,075.95</b>
<b>TRUST AND AGENCY FUNDS (Fund 6X)</b>					
10	Payroll	84,299.34	3,889,300.00	3,889,300.01	84,299.33
11	Payroll Agency				
12	Unemployment/Family Leave	483,255.83	6,970.74	-	490,226.57
14	<b>Total Trust and Agency Funds</b>	<b>567,555.17</b>	<b>3,896,270.74</b>	<b>3,889,300.01</b>	<b>574,525.90</b>
15	<b>Total All Funds</b>	<b>11,608,352.59</b>	<b>9,745,497.91</b>	<b>10,214,533.65</b>	<b>11,138,836.85</b>

Prepared and Submitted By:

  
 Treasurer of School Monies  
 Joanne Wilson

  
 Date

REPORT OF THE TREASURER  
TO THE BOARD OF EDUCATION


District of NUTLEY

All Funds

For the Month Ending: 11/30/13

CASH REPORT					
FUNDS		Beginning Balance	Receipts	Disbursements	Ending Balance
<b>GOVERNMENTAL FUNDS</b>					
1	General Fund - Fund 10	6,670,835.07	5,523,393.23	5,369,113.23	6,825,115.07
2	Spectal Revenue Fund - Fund 20 (See page 2)	(51,689.59)	286,899.00	108,719.74	106,489.67
3	Capital Projects Fund - Fund 30	2,230,227.78	132.10	-	2,230,359.88
4	Debt Service Fund - Fund 40	1,309,861.74	-	-	1,309,861.74
5	Total Government Funds (Lines 1 thru 4)	10,159,235.00	5,790,424.33	5,477,832.97	10,471,828.36
<b>ENTERPRISE FUNDS (Fund 5X)</b>					
6	Food Service - Fund 50	155,974.12	100,567.74	106,518.52	150,022.34
7	Athletics - Fund 51	5,222.39	-	-	5,222.39
8	Extended Day Program - Fund 55	243,879.44	85,893.77	68,765.92	261,007.29
9	Total Enterprise Funds	405,075.95	186,461.51	175,284.44	416,252.02
<b>TRUST AND AGENCY FUNDS (Fund 6X)</b>					
10	Payroll	84,299.33	3,987,050.18	3,987,181.89	84,167.62
11	Payroll Agency				
12	Unemployment/Family Leave	490,226.57	3,607.83	17,661.52	476,152.68
14	Total Trust & Agency Funds	574,525.90	3,990,657.81	4,004,843.41	560,320.30
15	Total All Funds	11,138,836.85	9,967,543.65	8,657,981.82	11,448,398.68

Prepared and Submitted By:

  
Treasurer of School Monies  
Joanne Wilson

  
Date

REPORT OF THE TREASURER  
TO THE BOARD OF EDUCATION

Appendix B  
Page 1 of 1


District of NUTLEY

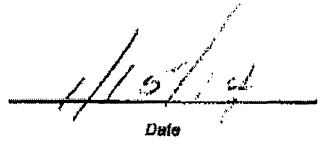
All Funds

For the Month Ending: 12/31/13

CASH REPORT					
FUNDS		Beginning Balance	Receipts	Disbursements	Ending Balance
<b>GOVERNMENTAL FUNDS</b>					
1	General Fund - Fund 10	6,825,115.07	5,634,139.85	4,433,129.84	8,026,124.98
2	Special Revenue Fund - Fund 20 (See page 2)	108,489.67	78,489.50	202,884.27	(17,725.10)
3	Capital Projects Fund - Fund 30	2,230,369.88	127.85	-	2,230,487.73
4	Debt Service Fund - Fund 40	1,309,861.74	-	-	1,309,861.74
5	Total Government Funds	10,471,826.36	5,712,737.20	4,636,814.21	11,548,749.35
<b>ENTERPRISE FUNDS (Fund 5X)</b>					
6	Food Service - Fund 50	150,022.34	97,489.21	172,526.20	74,985.35
7	Athletics - Fund 51	5,222.39	-	-	5,222.39
8	Extended Day Program - Fund 55	281,007.29	76,378.57	49,782.49	286,601.37
9	Total Enterprise Funds	416,252.02	172,865.78	222,308.69	366,809.11
<b>TRUST AND AGENCY FUNDS (Fund 6X)</b>					
10	Payroll	84,167.62	3,900,413.65	3,895,898.04	88,685.23
11	Payroll Agency				
12	Unemployment Trust	478,152.68	2,850.56	-	479,003.24
13	Family Leave Insurance Trust Fund				
14	Total Trust & Agency Funds	660,320.30	3,903,264.21	3,895,898.04	667,688.47
15	Total All Funds	11,448,398.68	9,788,867.19	8,754,018.94	12,483,246.93

Prepared and Submitted By:

  
Treasurer of School Monies  
Joanne Wilson

  
Date



	Beginning			TOTAL			TOTAL	Ending
	Balance	Revenues	Refunds	Receipts	AP Checks	GL Checks	Disbursements	Balance
Current Expense (10)	6,492,344.10	3,789,095.92	32,382.07	3,821,477.99	1,793,280.76	8,928.43	1,802,209.19	8,511,612.90
Special Revenue (20)	38,428.48	35,400.17	450.00	35,850.17	73,727.66		73,727.66	550.99
Capital Projects (30)	2,269,353.85	132.07		132.07	17,657.66		17,657.66	2,251,828.26
Debt Service (40)	877,994.74	836,142.00		836,142.00	404,275.00	-	404,275.00	1,309,861.74
Food Service (50)	53,155.62	10,070.25		10,070.25	-	-	-	63,225.87
ATHLETICS (51)	9,387.39	750.00	-	750.00	4,435.00	-	4,435.00	5,702.39
Extended Day (55)	298,743.60	-	-	-	35,119.35	-	35,119.35	263,624.25
Sub-Total	10,039,407.78	4,671,590.41	32,832.07	4,704,422.48	2,328,495.43	8,928.43	2,337,423.86	12,005,406.40
Payroll (60)	83,461.41	665,040.51	-	665,040.51	665,040.51		665,040.51	83,461.41
Unemploy/Family Leave	478,188.29	13,183.50	-	13,183.50	8,120.43	-	8,120.43	483,249.36
TOTAL	10,601,055.48	5,349,814.42	32,832.07	5,382,646.49	3,001,656.37	8,928.43	3,010,584.80	12,973,117.17
<b>REC SUMMARY</b>								
							GENERAL	10,649,751.00
							REFERENDUM	1,555,116.00
							CAP RESERVE	199,683.76
							ATHLETIC ACCT	1,855.64
							<b>TOTAL</b>	12,973,117.17



NUTLEY BOARD OF EDUCATION									
Cash Reconciliation									
11/30/2013									
	Beginning Balance	Revenues	Refunds	TOTAL Receipts	AP Checks	GL Checks	TOTAL Disbursements	Ending Balance	
Current Expense (10)	6,670,835.07	5,411,442.00	111,951.23	5,523,393.23	5,173,293.81	195,819.42	5,369,113.23	6,825,115.07	
Special Revenue (20)	(51,689.59)	266,899.00		266,899.00	108,719.74		108,719.74	106,489.67	
Capital Projects (30)	2,230,227.78	132.10	-	132.10		-	-	2,230,359.88	
Debt Service (40)	1,309,861.74	-	-	-	-	-	-	1,309,861.74	
Food Service (50)	155,974.12	100,567.74	-	100,567.74	106,519.52	-	106,519.52	150,022.34	
Athletics (51)	5,222.39	-	-	-	-	-	-	5,222.39	
Extended Day (55)	243,879.44	85,893.77	-	85,893.77	68,765.92		68,765.92	261,007.29	
<b>Sub-Total</b>	<b>10,564,310.95</b>	<b>5,864,934.61</b>	<b>111,951.23</b>	<b>5,976,885.84</b>	<b>5,457,298.99</b>	<b>195,819.42</b>	<b>5,653,118.41</b>	<b>10,888,078.38</b>	
Payroll (60)	84,299.33	3,987,050.18	-	3,987,050.18	3,987,181.89	-	3,987,181.89	84,167.62	
Unemploy/Family Leave	490,226.57		-	3,607.63	-	-	17,681.52	476,152.68	
<b>TOTAL</b>	<b>11,138,836.85</b>	<b>9,851,984.79</b>	<b>111,951.23</b>	<b>9,967,543.65</b>	<b>9,444,480.88</b>	<b>195,819.42</b>	<b>9,657,981.82</b>	<b>11,448,398.68</b>	
							<b>REC SUMMARY</b>		
							GENERAL	9,130,907.94	
							REFERENDUM	1,555,508.02	
							CAP RESERVE	199,806.78	

*Athletics 1,855.64*  
10,888,078.38



	Beginning Balance	Revenues	Refunds	TOTAL Receipts	AP Checks	GL Checks	TOTAL Disbursements	Ending Balance
Current Expense (10)	6,825,115.07	5,522,332.52	111,807.33	5,634,139.85	4,241,606.18	191,523.76	4,433,129.94	8,026,124.98
Special Revenue (20)	106,489.67	78,414.50	55.00	78,469.50	202,684.27	-	202,684.27	(17,725.10)
Capital Projects (30)	2,230,359.88	127.85	-	127.85	-	-	-	2,230,487.73
Debt Service (40)	1,309,861.74	-	-	-	-	-	-	1,309,861.74
Food Service (50)	150,022.34	97,489.21	-	97,489.21	172,526.20	-	172,526.20	74,985.35
Athletics (51)	5,222.39	-	-	-	-	-	-	5,222.39
Extended Day (55)	261,007.29	75,376.57	-	75,376.57	49,782.49	-	49,782.49	286,601.37
<b>Subtotal</b>	<b>10,888,078.38</b>	<b>5,773,740.65</b>	<b>111,862.33</b>	<b>5,885,602.98</b>	<b>4,666,599.14</b>	<b>191,523.76</b>	<b>4,858,122.90</b>	<b>11,915,558.46</b>
Payroll (60)	84,167.62	-	-	3,900,413.65	-	-	3,895,896.04	88,685.23
Unemploy/Family Leave	476,152.68	2,850.56	-	2,850.56	-	-	-	479,003.24
	-	-	-	-	-	-	-	-
<b>TOTAL</b>	<b>11,448,398.68</b>	<b>5,776,591.21</b>	<b>111,862.33</b>	<b>9,788,867.19</b>	<b>4,666,599.14</b>	<b>191,523.76</b>	<b>8,754,018.94</b>	<b>12,483,246.93</b>
<b>REC SUMMARY</b>								
							GENERAL	10,158,218.25
							REFERENDUM	1,555,635.87
							CAP RESERVE	199,848.70
							ATHLETIC ACCT	1,855.64
							<b>TOTAL</b>	<b>11,915,558.46</b>

LIZ'S REC  
DEC

DMO