

REPORT OF THE TREASURER
TO THE BOARD OF EDUCATION
District of NUTLEY
All Funds
For the Month Ending: 7/31/04


APPENDIX F

Page 1 of 2

CASH REPORT

<u>FUNDS</u>		<u>Beginning Balance</u>	<u>Receipts</u>	<u>Disbursements</u>	<u>Ending Balance</u>
	GOVERNMENTAL FUNDS				
1	General Fund - Fund 10	1,143,801.57	3,494,788.78	1,257,645.08	3,380,945.27
2	Special Revenue Fund - Fund 20 (See page 2)	252,013.41	58,157.00	36,744.23	273,426.18
3	Capital Projects Fund - Fund 30	-	194,906.90	856,976.76	(662,069.86)
4	Debt Service Fund - Fund 40	0.88	-	-	0.88
5	Total Government Funds (Lines 1 thru 4)	1,395,815.86	3,747,852.68	2,151,366.07	2,992,302.47
	ENTERPRISE FUNDS (Fund 5X)				
6	Food Service - Fund 50	-	4,484.75	10,318.00	(5,833.25)
7	Extended Day Program - Fund 55	203,308.05	-	32,982.99	170,325.06
8	Total Enterprise Funds (Lines 6 and 7))	203,308.05	4,484.75	43,300.99	164,491.81
	TRUST AND AGENCY FUNDS (Fund 6X)				
9	Payroll				
10	Payroll Agency				
11	Unemployment Trust	473,498.06	827.95	133.21	474,192.80
12	Total Trust & Agency Funds (Lines 9 thru 11)	473,498.06	827.95	133.21	474,192.80
13	Total All Funds (Lines 5, 8, and 12)	2,072,621.97	3,753,165.38	2,194,800.27	3,630,987.08

Prepared and Submitted By:



Treasurer of School Moneys

David A. Wilson

12/20/04

Date

Special Revenue Fund - Fund 20
For the Month Ending: 7/31/04

REPORT OF THE TREASURER
TO THE BOARD OF EDUCATION
District of NUTLEY
All Funds
For the Month Ending: 8/31/04

APPENDIX F

Page 1 of 1

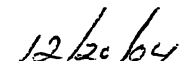
CASH REPORT					
<u>FUNDS</u>		<u>Beginning Balance</u>	<u>Receipts</u>	<u>Disbursements</u>	<u>Ending Balance</u>
1	GOVERNMENTAL FUNDS				
1	General Fund - Fund 10	3,380,945.27	3,143,208.18	1,468,034.02	5,056,119.43
2	Special Revenue Fund - Fund 20 (See page 2)	273,426.18	10,302.25	12,692.83	271,035.60
3	Capital Projects Fund - Fund 30	(662,069.86)	-	14,443.17	(676,513.03)
4	Debt Service Fund - Fund 40	0.88	3,123.00	123,023.50	(119,899.62)
5	Total Government Funds (Lines 1 thru 4)	2,992,302.47	3,156,633.43	1,618,193.52	4,530,742.38
6	ENTERPRISE FUNDS (Fund 5X)				
6	Food Service - Fund 50	(5,833.25)	13,259.20	17,538.92	(10,112.97)
7	Extended Day Program - Fund 55	170,325.06	29,538.57	40,743.32	159,120.31
8	Total Enterprise Funds (Lines 6 and 7))	164,491.81	42,797.77	58,282.24	149,007.34
9	TRUST AND AGENCY FUNDS (Fund 6X)				
9	Payroll				
10	Payroll Agency				
11	Unemployment Trust	474,192.80	627.61	-	474,820.41
12	Total Trust & Agency Funds (Lines 9 thru 11)	474,192.80	627.61	-	474,820.41
13	Total All Funds (Lines 5, 8, and 12)	3,630,987.08	3,200,058.81	1,676,475.76	5,154,570.13

Prepared and Submitted By:



Treasurer of School Moneys

David A. Wilson



Date

REPORT OF THE TREASURER
TO THE BOARD OF EDUCATION
District of NUTLEY
All Funds
For the Month Ending: 9/30/04

APPENDIX F

Page 1 of 1

CASH REPORT

<u>FUNDS</u>		<u>Beginning Balance</u>	<u>Receipts</u>	<u>Disbursements</u>	<u>Ending Balance</u>
	GOVERNMENTAL FUNDS				
1	General Fund - Fund 10	5,056,119.43	3,848,449.85	4,021,765.16	4,882,804.12
2	Special Revenue Fund - Fund 20 (See page 2)	271,035.60	30,341.00	84,710.25	216,666.35
3	Capital Projects Fund - Fund 30	(676,513.03)	-	650,788.20	(1,327,301.23)
4	Debt Service Fund - Fund 40	(119,899.62)	-	-	(119,899.62)
5	Total Government Funds (Lines 1 thru 4)	4,530,742.38	3,878,790.85	4,757,263.61	3,652,269.62
	ENTERPRISE FUNDS (Fund 5X)				
6	Food Service - Fund 50	(10,112.97)	-	48,343.72	(58,456.69)
7	Extended Day Program - Fund 55	159,120.31	16,377.46	57,832.13	117,665.64
8	Total Enterprise Funds (Lines 6 and 7))	149,007.34	16,377.46	106,175.85	59,208.95
	TRUST AND AGENCY FUNDS (Fund 6X)				
9	Payroll				
10	Payroll Agency				
11	Unemployment Trust	474,820.41	2,009.63	-	476,830.04
12	Total Trust & Agency Funds (Lines 9 thru 11)	474,820.41	2,009.63	-	476,830.04
13	Total All Funds (Lines 5, 8, and 12)	5,154,570.13	3,897,177.94	4,863,439.46	4,188,308.61

Prepared and Submitted By:



Treasurer of School Moneys

David A. Wilson

12/20/04

Date

REPORT OF THE TREASURER
TO THE BOARD OF EDUCATION
District of NUTLEY
All Funds
For the Month Ending: 10/31/04

APPENDIX F

Page 1 of 1


CASH REPORT					
<u>FUNDS</u>		<u>Beginning Balance</u>	<u>Receipts</u>	<u>Disbursements</u>	<u>Ending Balance</u>
GOVERNMENTAL FUNDS					
1	General Fund - Fund 10	4,882,804.12	3,741,230.81	3,770,486.82	4,853,548.11
2	Special Revenue Fund - Fund 20 (See page 2)	216,666.35	18,954.00	44,861.01	190,759.34
3	Capital Projects Fund - Fund 30	(1,327,301.23)	-	19,165.59	(1,346,466.82)
4	Debt Service Fund - Fund 40	(119,899.62)	-	-	(119,899.62)
5	Total Government Funds (Lines 1 thru 4)	3,652,269.62	3,760,184.81	3,834,513.42	3,577,941.01
ENTERPRISE FUNDS (Fund 5X)					
6	Food Service - Fund 50	(58,456.69)	46,281.65	90,146.52	(102,321.56)
7	Extended Day Program - Fund 55	117,665.64	66,633.94	66,023.89	118,275.69
8	Total Enterprise Funds (Lines 6 and 7))	59,208.95	112,915.59	156,170.41	15,954.13
TRUST AND AGENCY FUNDS (Fund 6X)					
9	Payroll				
10	Payroll Agency				
11	Unemployment Trust	476,830.04	2,051.64	11,231.30	467,650.38
12	Total Trust & Agency Funds (Lines 9 thru 11)	476,830.04	2,051.64	11,231.30	467,650.38
13	Total All Funds (Lines 5, 8, and 12)	4,188,308.61	3,875,152.04	4,001,915.13	4,061,545.52

Prepared and Submitted By:



Treasurer of School Moneys

David A. Wilson



Date

REPORT OF THE TREASURER
TO THE BOARD OF EDUCATION
District of NUTLEY
All Funds
For the Month Ending: 11/30/04

APPENDIX F

Page 1 of 1

CASH REPORT					
<u>FUNDS</u>		<u>Beginning Balance</u>	<u>Receipts</u>	<u>Disbursements</u>	<u>Ending Balance</u>
	GOVERNMENTAL FUNDS				
1	General Fund - Fund 10	4,853,548.11	3,517,935.39	4,917,779.71	3,453,703.79
2	Special Revenue Fund - Fund 20 (See page 2)	190,759.34	35,451.00	105,234.01	120,976.33
3	Capital Projects Fund - Fund 30	(1,346,466.82)	-	95,268.47	(1,441,735.29)
4	Debt Service Fund - Fund 40	(119,899.62)	306,459.00	124,300.00	62,259.38
5	Total Government Funds (Lines 1 thru 4)	3,577,941.01	3,859,845.39	5,242,582.19	2,195,204.21
	ENTERPRISE FUNDS (Fund 5X)				
6	Food Service - Fund 50	(102,321.56)	77,048.67	91,045.87	(116,318.76)
7	Extended Day Program - Fund 55	118,275.69	70,383.68	60,724.01	127,935.36
8	Total Enterprise Funds (Lines 6 and 7))	15,954.13	147,432.35	151,769.88	11,616.60
	TRUST AND AGENCY FUNDS (Fund 6X)				
9	Payroll	-	3,068,110.77	3,068,110.77	-
10	Payroll Agency				
11	Unemployment Trust	467,650.38	1,804.15	-	469,454.53
12	Total Trust & Agency Funds (Lines 9 thru 11)	467,650.38	3,069,914.92	3,068,110.77	469,454.53
13	Total All Funds (Lines 5, 8, and 12)	4,061,545.52	7,077,192.66	8,462,462.84	2,676,275.34

Prepared and Submitted By:



Treasurer of School Moneys

David A. Wilson

12/2/04
Date